



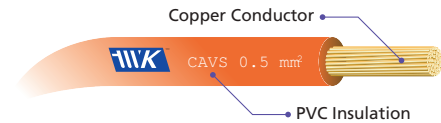
PVC Insulated Cables

For Automobiles

This cable is an improved type of AVS cable having thinner conductor and insulation ,
hence reducing its diameter and weight .

the stranded conductor wires of the cable are compressed into a round cross – section ,
however its performance remains comparable to the AVS cable .

The main uses of this cable is for low – voltage circuits of automobiles.



- Construction** :
- Conductor** : Round compressed stranded annealed copper wires
- Insulation** : PVC


Nominal Cross-Sectional Area	Conductor			Nominal Insulation Thickness	Overall Diameter		Conductor Resistance at 20 °C
	Stranding	Calculated Area	Outside Diameter approx.		Standard	Max.	
mm ²	No / mm	mm ²	mm	mm	mm	mm	ohm / m
0.3	7 / round compressed	0.3716	0.7	0.35	1.4	1.5	0.0502
0.5	7 / round compressed	0.5629	0.9	0.35	1.6	1.7	0.0327
0.85	11 / round compressed	0.8846	1.1	0.35	1.8	1.9	0.0208
1.25	16 / round compressed	1.287	1.4	0.35	2.1	2.2	0.0143

This cable is used for low – voltage circuits in general circuits , instrument circuits , control circuits and other circuits of automobiles.

Construction :

Conductor : Stranded annealed copper wires

Insulation : PVC



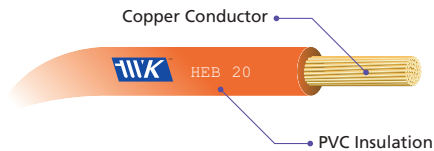
Nominal Cross-Sectional Area	Conductor			Nominal Insulation Thickness	Overall Diameter		Conductor Resistance at 20 °C
	Stranding	Calculated Area	Outside Diameter approx.		Standard	Max.	
mm ²	No / mm	mm ²	mm	mm	mm	mm	ohm / m
0.3 *	7 / 0.26	0.3716	0.8	0.5	1.9	2.0	0.0502
0.3 f *	12 / 0.18	0.3054	0.8	0.6	2.0	2.2	0.0610
0.5	7 / 0.32	0.5629	1.0	0.6	2.2	2.4	0.0327
0.5f	20 / 0.18	0.5087	1.0	0.6	2.2	2.4	0.0367
0.75f	30 / 0.18	0.7630	1.2	0.6	2.4	2.6	0.0244
0.85	11 / 0.32	0.8846	1.2	0.6	2.4	2.6	0.0208
0.85 *	16 / 0.26	0.8494	1.2	0.6	2.4	2.6	0.0220
0.85f*	33 / 0.18	0.8397	1.2	0.6	2.5	2.7	0.0223
1.25	16 / 0.32	1.287	1.5	0.6	2.7	2.9	0.0143
1.25f	50 / 0.18	1.273	1.5	0.6	2.7	2.9	0.0147
2	26 / 0.32	2.091	1.9	0.6	3.1	3.4	0.00881
2f *	37 / 0.26	1.964	1.8	0.6	3.0	3.3	0.00950
3	41 / 0.32	3.297	2.4	0.7	3.8	4.1	0.00559
5	65 / 0.32	5.228	3.0	0.8	4.6	4.9	0.00352
8	50 / 0.45	7.952	3.7	0.9	5.5	5.8	0.00232
15	84 / 0.45	13.36	4.8	1.1	7.0	7.4	0.00138
20	41 / 0.80	20.61	6.0	1.1	8.2	8.8	0.00089

(Remarks) The letter “f” in the coloum of the nominal cross – sectional area means flexible conductor.

* Sizes included by Wonderful Cable for specific customer requirements.

This cable is of rope – lay stranded conductor type , thick insulation low voltage cables for automobiles.

- Construction** :
Conductor : Rope – lay stranded annealed copper wires
Insulation : PVC



Nominal Cross-Sectional Area	Conductor			Nominal Insulation Thickness	Overall Diameter		Conductor Resistance at 20 °C
	Stranding	Calculated Area	Outside Diameter approx.		Standard	Max.	
mm ²	No / mm	mm ²	mm	mm	mm	mm	ohm / m
9	7 / 16 / 0.32	9.01	4.2	1.0	6.2	6.6	0.00200
10	19 / 6 / 0.32	9.17	4.4	1.0	6.5	6.9	0.00199
15	19 / 9 / 0.32	13.75	5.5	1.1	7.9	8.3	0.00132
20	19 / 13 / 0.32	19.86	6.5	1.1	9.1	9.5	0.000915
30	19 / 19 / 0.32	29.03	8.0	1.4	11.0	11.5	0.000625
40	19 / 26 / 0.32	39.73	9.4	1.4	12.4	12.9	0.000457
50	19 / 32 / 0.32	48.89	10.5	1.6	13.7	14.2	0.000371
60	19 / 39 / 0.32	59.59	11.1	1.6	14.3	14.8	0.000304

This cable is of rope – lay stranded conductor type ,thin insulation low voltage cables for automobiles.

- Construction** :
Conductor : Rope – lay stranded annealed copper wires
Insulation : PVC



Nominal Cross-Sectional Area	Conductor			Nominal Insulation Thickness	Overall Diameter		Conductor Resistance at 20 °C
	Stranding	Calculated Area	Outside Diameter approx.		Standard	Max.	
mm ²	No / mm	mm ²	mm	mm	mm	mm	ohm / m
9	7 / 16 / 0.32	9.01	4.2	0.6	5.4	5.8	0.00200
10	19 / 6 / 0.32	9.17	4.4	0.6	5.8	6.1	0.00199
15	19 / 9 / 0.32	13.75	5.5	0.6	7.1	7.4	0.00132
20	19 / 13 / 0.32	19.86	6.5	0.6	7.7	8.1	0.000915
30	19 / 19 / 0.32	29.03	8.0	0.6	9.0	9.4	0.000625
40	19 / 26 / 0.32	39.73	9.4	0.6	10.3	10.8	0.000457
50	19 / 32 / 0.32	48.89	10.5	0.6	11.3	11.9	0.000371
60	19 / 39 / 0.32	59.59	11.1	0.6	12.3	12.9	0.000304


This cable is a thin insulation cable used in low – voltage circuits of automobiles .

It aims to reduce the diameter and weight of the cable without losing the performance of conventional type AV cables.

Construction :

Conductor : Stranded annealed copper wires

Insulation : PVC




Nominal Cross-Sectional Area	Conductor			Nominal Insulation Thickness	Overall Diameter		Conductor Resistance at 20 °C
	Stranding	Calculated Area	Outside Diameter approx.		Standard	Max.	
mm ²	No / mm	mm ²	mm	mm	mm	mm	ohm / m
0.3	7 / 0.26	0.3716	0.8	0.5	1.8	1.9	0.0502
0.3f *	12 / 0.18	0.3054	0.8	0.5	1.8	1.9	0.0610
0.3f	15 / 0.18	0.3817	0.8	0.5	1.8	1.9	0.0489
0.5	7 / 0.32	0.5629	1.0	0.5	2.0	2.1	0.0327
0.5 f	20 / 0.18	0.5087	1.0	0.5	2.0	2.1	0.0367
0.75 f	30 / 0.18	0.7630	1.2	0.5	2.1	2.2	0.0244
0.85	11 / 0.32	0.8846	1.2	0.5	2.2	2.3	0.0208
0.85	16 / 0.26	0.8494	1.2	0.5	2.2	2.3	0.0220
0.85 f*	33 / 0.18	0.8397	1.2	0.5	2.2	2.3	0.0223
1.25	16 / 0.32	1.287	1.5	0.5	2.5	2.6	0.0143
1.25f	50 / 0.18	1.273	1.5	0.5	2.5	2.6	0.0147
2	26 / 0.32	2.091	1.9	0.5	2.9	3.1	0.00881
2f	37 / 0.26	1.964	1.9	0.5	2.9	3.1	0.00950
3 *	41 / 0.32	3.297	2.4	0.6	3.6	3.8	0.00559
3 f *	58 / 0.26	3.079	2.3	0.6	3.6	3.8	0.00576
5 *	65 / 0.32	5.228	3.0	0.7	4.4	4.6	0.00352
5 f *	7 / 30/0.18	5.341	3.4	0.7	4.8	5.1	0.00352

(Remarks) The letter "f" in the column of the nominal cross – sectional area means flexible conductor.

* Sizes included by Wonderful Cable for specific customer requirements.

This cable is an improved type of AVS cable with a conductor of stranded wires and very thin wall insulation to reduce the diameter and weight . It is suitable to use in low – voltage circuits of automobiles.

- Construction** :
Conductor : Stranded annealed copper wires
Insulation : PVC



Nominal Cross-Sectional Area	Conductor			Nominal Insulation Thickness	Overall Diameter		Conductor Resistance at 20 °C
	Stranding	Calculated Area	Outside Diameter approx.		Standard	Max.	
mm ²	No / mm	mm ²	mm	mm	mm	mm	ohm / m
0.3	7 / 0.26	0.3716	0.8	0.3	1.4	1.5	0.0502
0.3 f	19 / 0.16	0.3821	0.8	0.3	1.4	1.5	0.0488
0.5	7 / 0.32	0.5629	1.0	0.3	1.6	1.7	0.0327
0.5 f *	20 / 0.18	0.5087	1.0	0.3	1.6	1.7	0.0367
0.5 f	19 / 0.19	0.5387	1.0	0.3	1.6	1.7	0.0346
0.75 f *	30 / 0.18	0.7630	1.2	0.3	1.7	1.8	0.0244
0.75 f	19 / 0.23	0.7895	1.2	0.3	1.8	1.9	0.0236
0.85	7 / 0.40	0.8796	1.1	0.3	1.8	1.9	0.0208
0.85	19 / 0.24	0.8596	1.2	0.3	1.8	1.9	0.0217
0.85 *	16 / 0.26	0.8494	1.2	0.3	1.8	1.9	0.0220
0.85 f *	33 / 0.18	0.8397	1.2	0.3	1.8	1.9	0.0223
1.25	19 / 0.29	1.2550	1.5	0.3	2.1	2.2	0.0149
1.25 *	16 / 0.32	1.287	1.5	0.3	2.1	2.2	0.0143
1.25 f	37 / 0.21	1.282	1.5	0.3	2.1	2.2	0.0146
2 *	37 / 0.26	1.964	1.8	0.4	2.6	2.7	0.0095
2	19 / 0.37	2.043	1.9	0.4	2.7	2.8	0.0090
2 f	37 / 0.26	1.964	1.8	0.4	2.6	2.7	0.00950
3 *	41 / 0.32	3.297	2.4	0.4	3.2	3.4	0.00559

(Remarks) The letter "f" in the column of the nominal cross – sectional area means flexible conductor.

*Sizes included by Wonderful Cable for specific customer requirements."